

the Somerset collection

Tamarisk crafts upholstered furniture in the UK, with each piece bench-made to order by skilled hands. Our materials are carefully selected for their quality, comfort and longevity, allowing for an unparalleled attention to detail throughout.

Frame

Solid hardwood frame
Glued, screwed, and dowelled
Guaranteed for life

Comfort

Luxury seat cushions with resilient foam core wrapped in premium fibre
Fibre back cushion
Steel serpentine springs
5 year seat interior guarantee

Feet

Solid hardwood available in your choice of wood stain
Turned foot as standard
Also available in a tapered style

Upholstery

A wide selection of fabrics available we also welcome your own material - please discuss this with your retailer
Contrast piping available



Wood stains




Washed Oak



Light Oak



Medium Oak



Dark Oak




Walnut




Smoked Grey



Graphite



Ebony



Wenge



Available models



Pictured: Large and medium sofa
Upholstery: Warwick Manola Spruce
Feet stain: Dark Oak

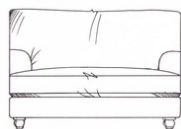
All dimensions are in cm and within a 3cm tolerance

ALL UNITS: Seat height 47cm; arm height 55cm; height to back cushion 92cm



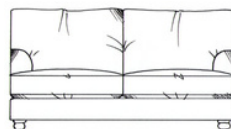
Chair

w92cm, h78cm, d105cm



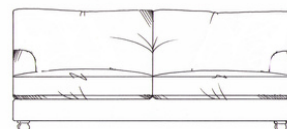
Love seat

w130cm, h78cm, d105cm



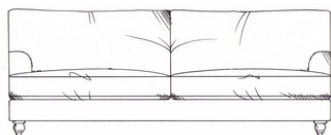
Small sofa

w160cm, h78cm, d105cm



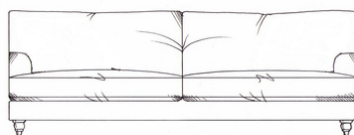
Medium sofa

w186cm, h78cm, d105cm




Large sofa

w210cm, h78cm, d105cm




Grand sofa

w226cm, h78cm, d105cm



Super grand sofa

w251cm, h78cm, d105cm



Footstool

Maxi	w125cm, h35cm, d105cm
Large	w122cm, h35cm, d75cm
Medium	w90cm, h35cm, d60cm




Corner group configurations

All dimensions are in cm and within a 3cm tolerance

ALL UNITS: Seat height 47cm; arm height 55cm; height to back cushion 92cm

STEP 1

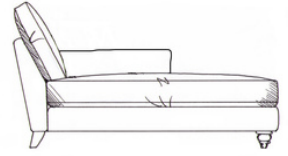
CHOOSE A CORNER
UNIT OR LOUNGER
TO START WITH.



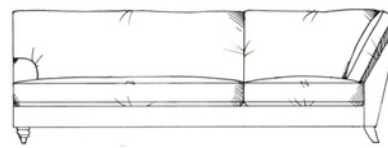
Single corner unit
w105cm, h78cm, d105cm



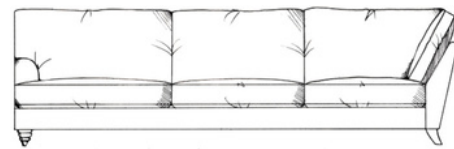
Angled corner unit
w140cm, h78cm, d140cm



Lounger unit
w95cm, h78cm, d175cm




Grand corner unit
w218cm, h78cm, d105cm



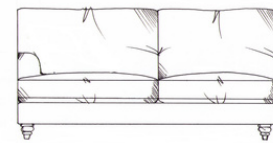
Super grand corner unit
w249cm, h78cm, d105cm

STEP 2

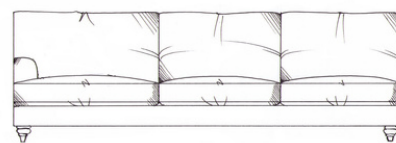
USING THE
DIMENSIONS OF
YOUR SPACE,
CHOOSE MODULAR
PIECES TO FIT.



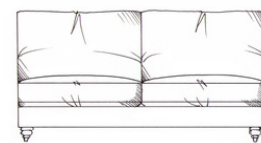
1 arm unit (1 seat cushion)
w76cm, h78cm, d105cm
w104cm, h78cm, d105cm
w114cm, h78cm, d105cm
w133cm, h78cm, d105cm



1 arm unit (2 seat cushions)
w144cm, h78cm, d105cm
w210cm, h78cm, d105cm
w194cm, h78cm, d105cm
w170cm, h78cm, d105cm



1 arm unit (3 seat cushions)
w235cm, h78cm, d105cm



Armless unit
w154cm, h78cm, d105cm
w178cm, h78cm, d105cm
w194cm, h78cm, d105cm

All units can be made left
or right hand facing.

Left Hand Facing
Lounge Group Right Hand Facing
Lounge Group

